

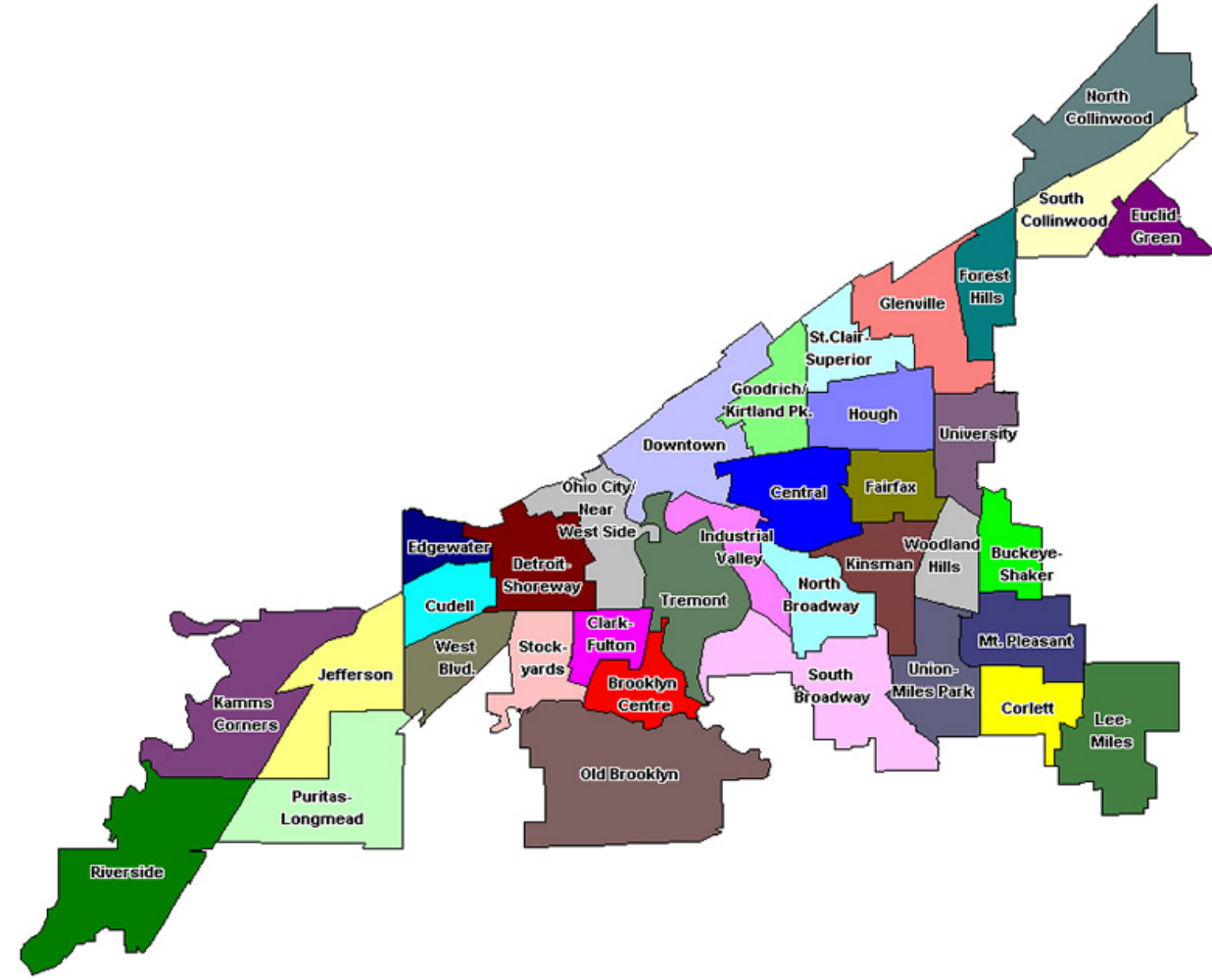
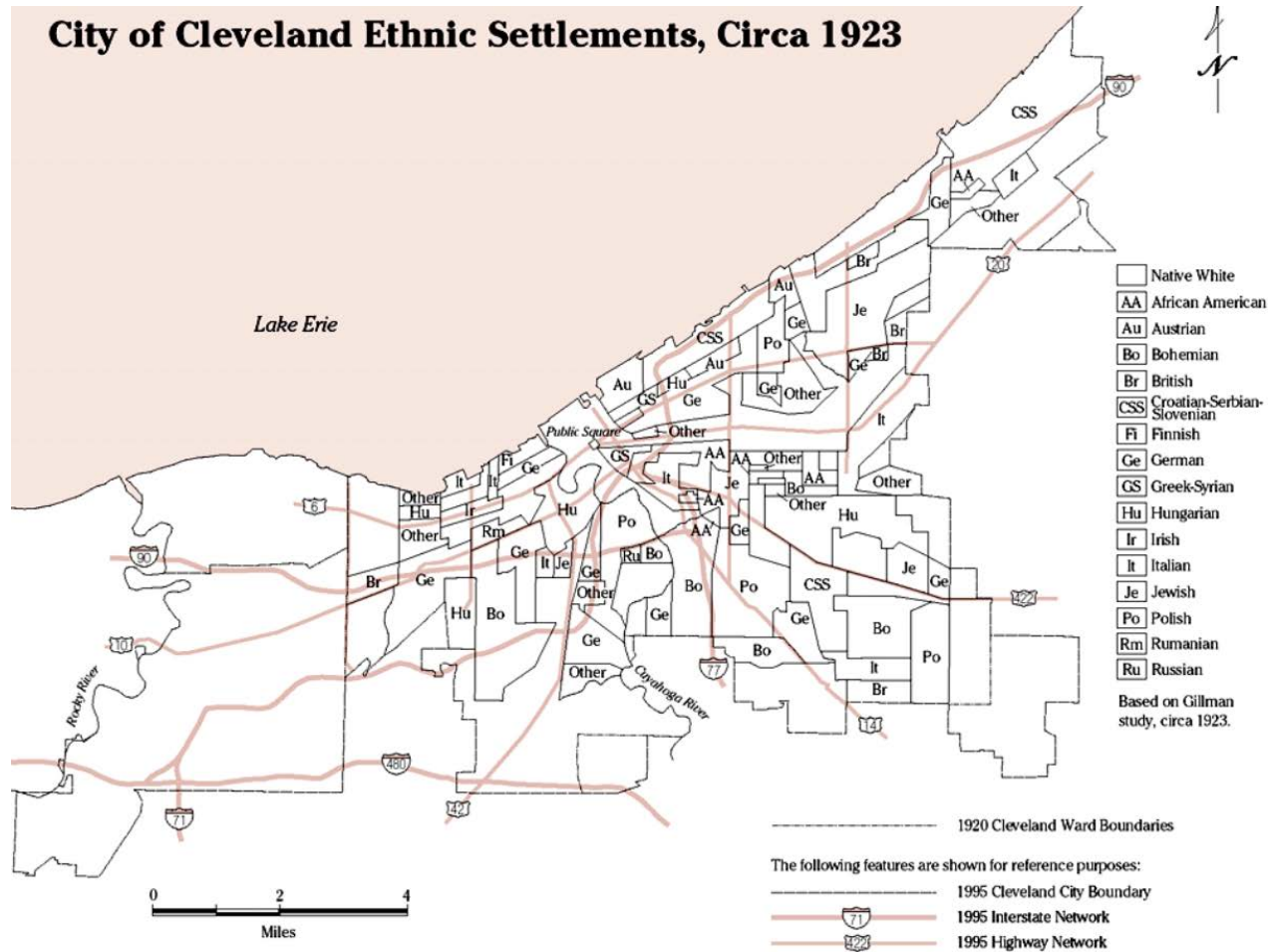
Effective Multi-Sectoral Partnerships:

A US Community Foundation's Approach

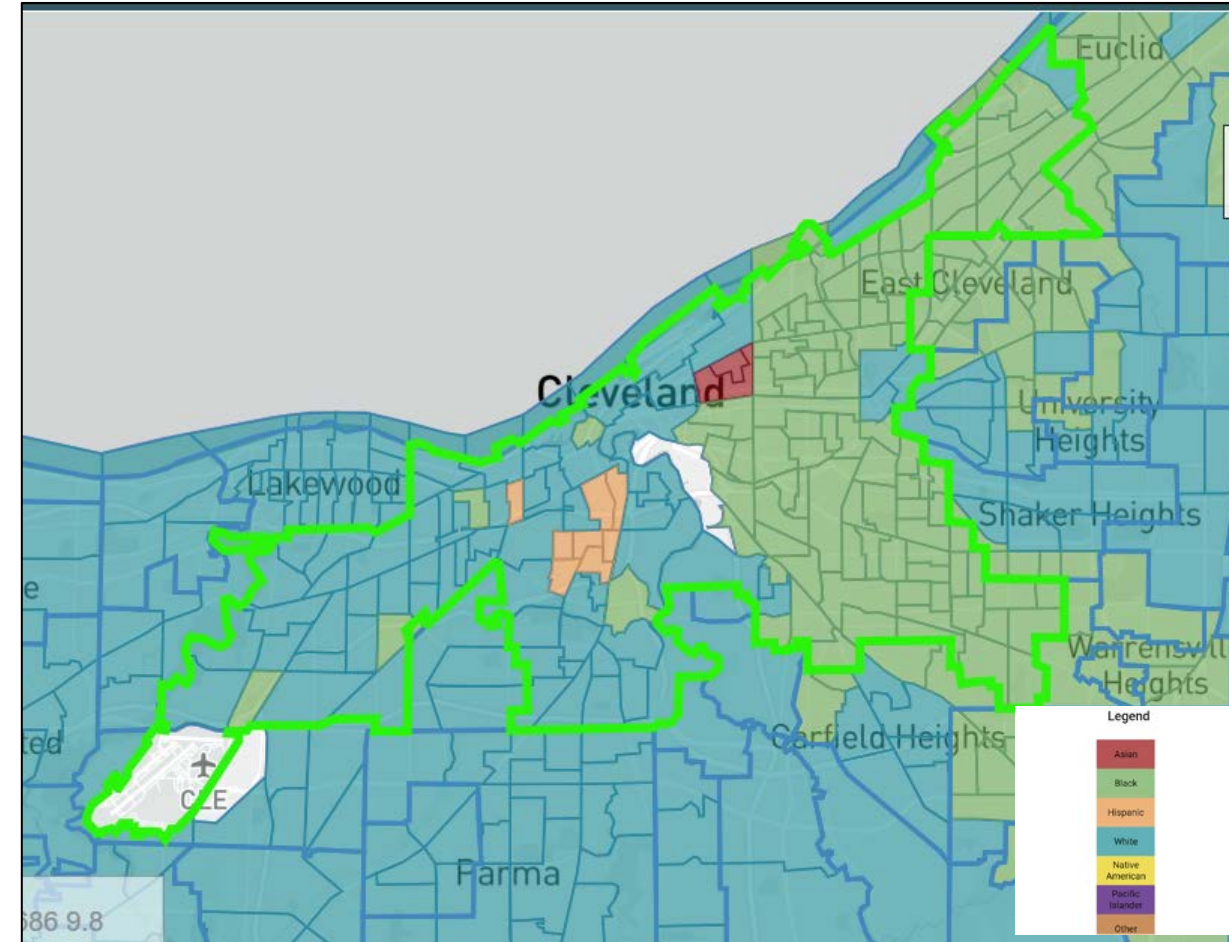
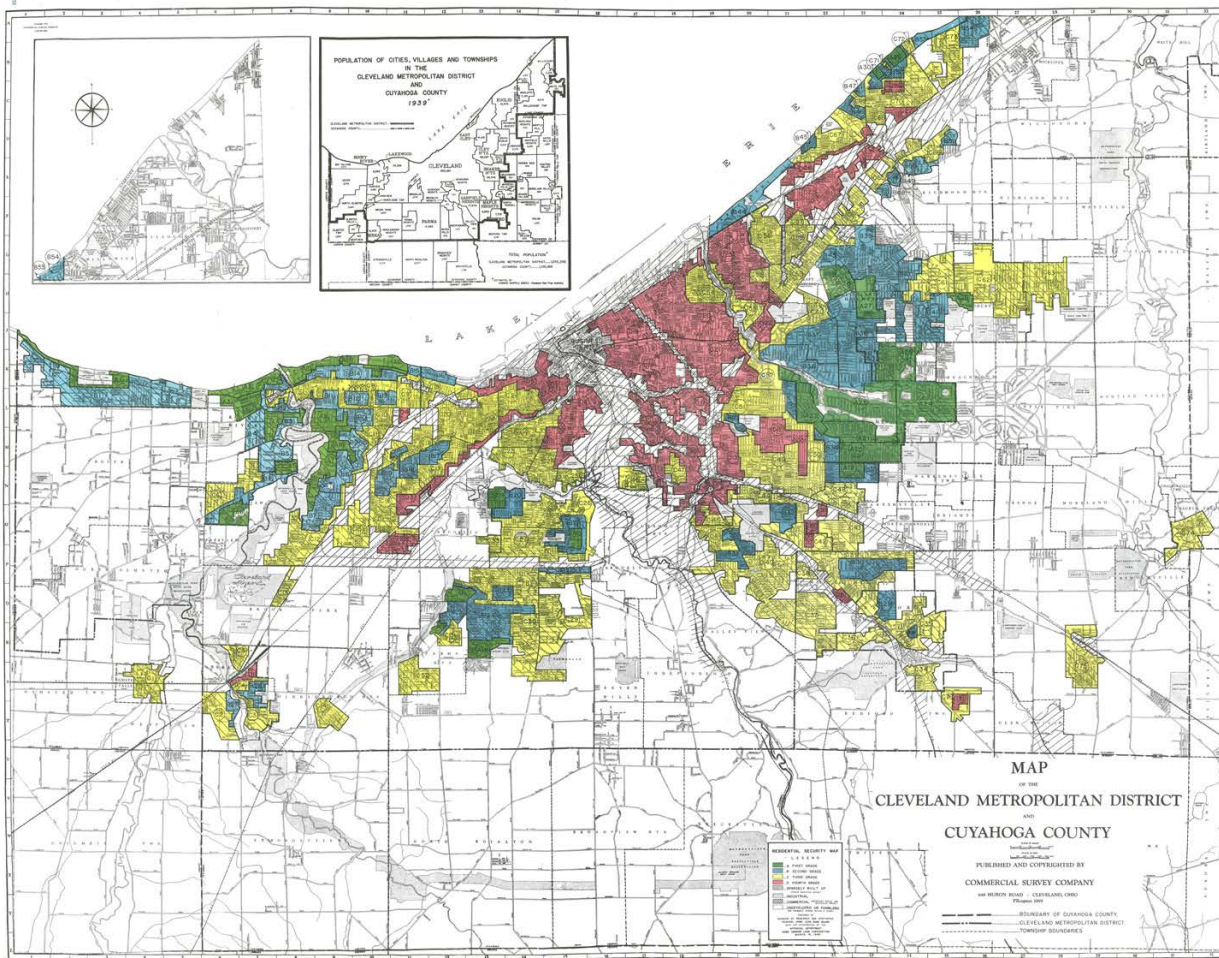


Cleveland Ethnic Settlements of 1923 vs Cleveland Neighborhoods of Today

City of Cleveland Ethnic Settlements, Circa 1923



Redlining Map of 1952 vs Greenlink Equity Map, Cleveland 2021



Cleveland Foundation

1914

Cleveland Foundation established as world's first community foundation

1910s – 20s

Early policy & advocacy influence
(commissioned key early studies in education, parks, race)

1930s – 60s

Civic leadership & testing new ideas

1970s

Data-driven strategies & first social impact investment

1980s – 90s

Issue-area grantmaking toward long-term priorities


2000s

Growing assets & restructuring for major proactive initiatives while being responsive to community needs

NOW

Going Deeper

Systemic Issues



Community Needs: People and Planet

Money

Food

Healthcare

Quality
Education

Jobs and
Economic
Growth

Democracy/
Peace

Housing &
Safe
Community

Justice/
Reduced
Inequalities

Waste

Clean Water

Environment
/Climate

Ecosystem
health

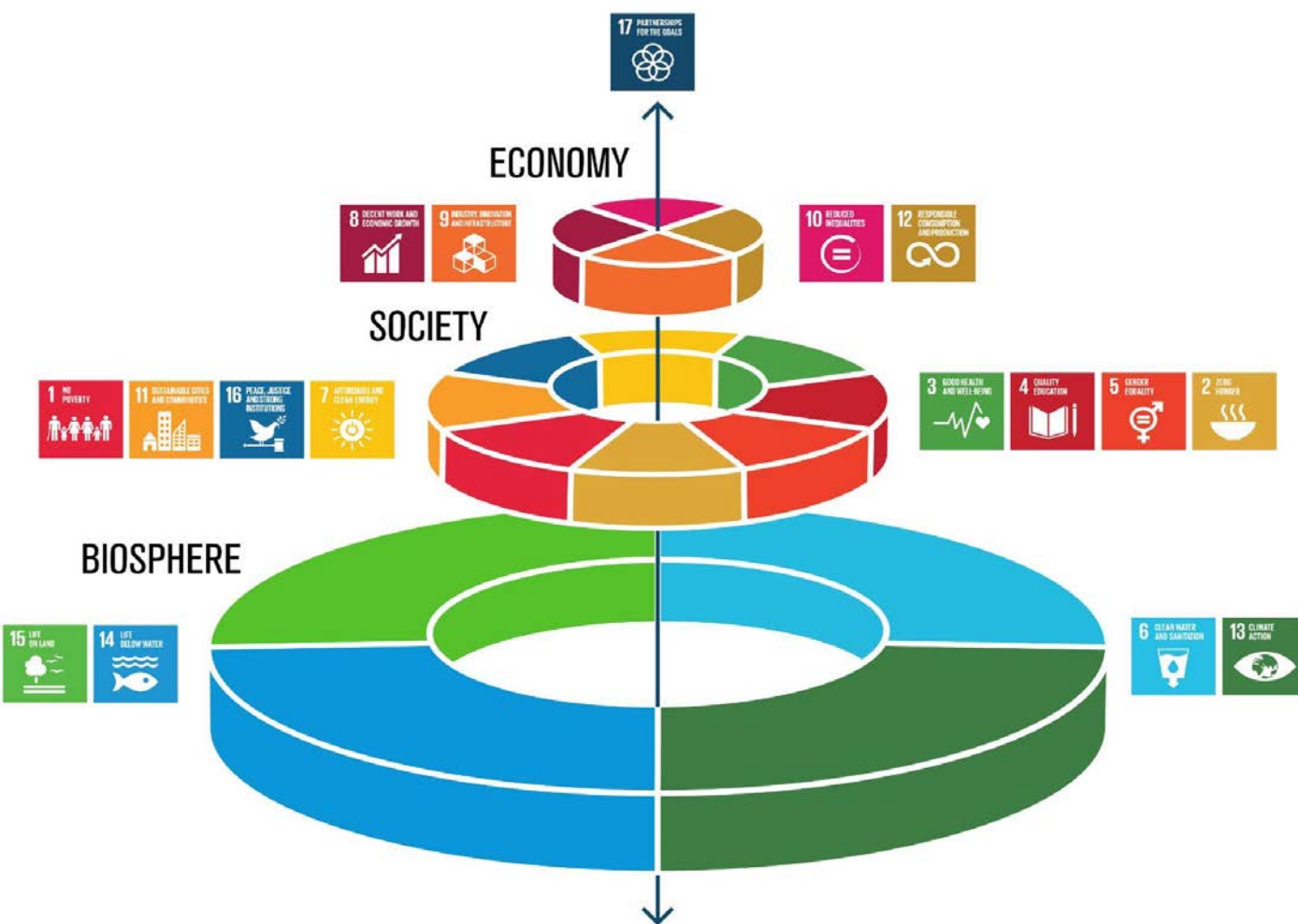
Energy

Air/Land



SUSTAINABLE DEVELOPMENT GOALS

17 Goals
169 Targets
232 Unique Indicators



GOAL		The Inter-Agency and Expert Group on Sustainable Development Goal Indicators (E/CN.3/2016/2/Rev.1)	
Goals and Targets (from the 2030 Agenda)		Indicators	
Goal 7. Ensure access to affordable, reliable, sustainable and modern energy for all		INDICATOR	
7.1	By 2030, ensure universal access to affordable, reliable and modern energy services	7.1.1	Proportion of population with access to electricity
		7.1.2	Proportion of population with primary reliance on clean fuels and technology
7.2	By 2030, increase substantially the share of renewable energy in the global energy mix	7.2.1	Renewable energy share in the total final energy consumption
7.3	By 2030, double the global rate of improvement in energy efficiency	7.3.1	Energy intensity measured in terms of primary energy and GDP
7.a	By 2030, enhance international cooperation to facilitate access to clean energy research and technology, including renewable energy, energy storage and cleaner fossil-fuel technology, and to promote investment in energy infrastructure and clean energy technology	7.a.1	Mobilized amount of United States dollars per year starting in 2020 accountable towards the \$100 billion commitment
7.b	By 2030, expand infrastructure and upgrade technology for supplying modern and sustainable energy services for all in developing countries, in particular least developed countries, small island developing States and landlocked developing countries, in accordance with their respective programmes of support	7.b.1	Investments in energy efficiency as a percentage of GDP and the amount of foreign direct investment in financial transfer for infrastructure and technology to sustainable development services

SDSN US SDG Cities Ranking Data for Cleveland

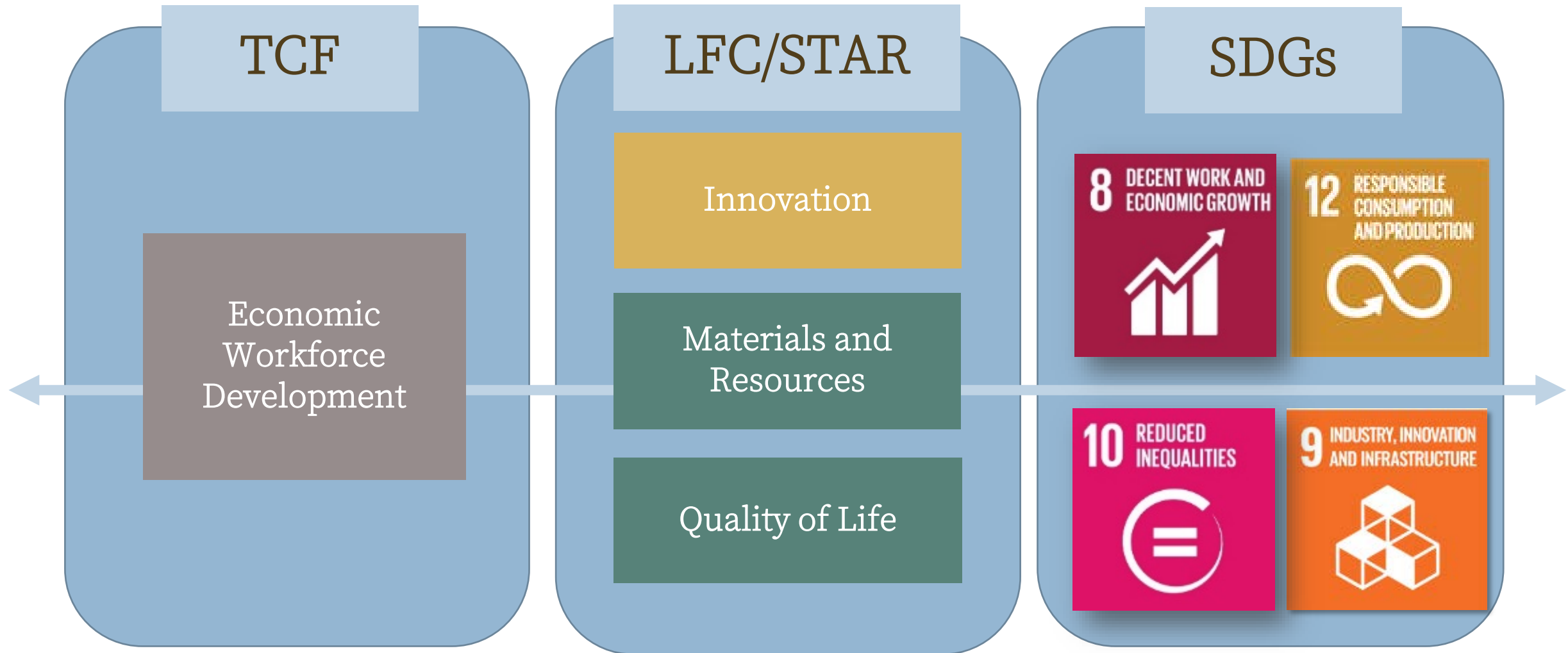
Major Challenges



Significant Challenges



Common language for data, dialogue and decision



... at the indicator level

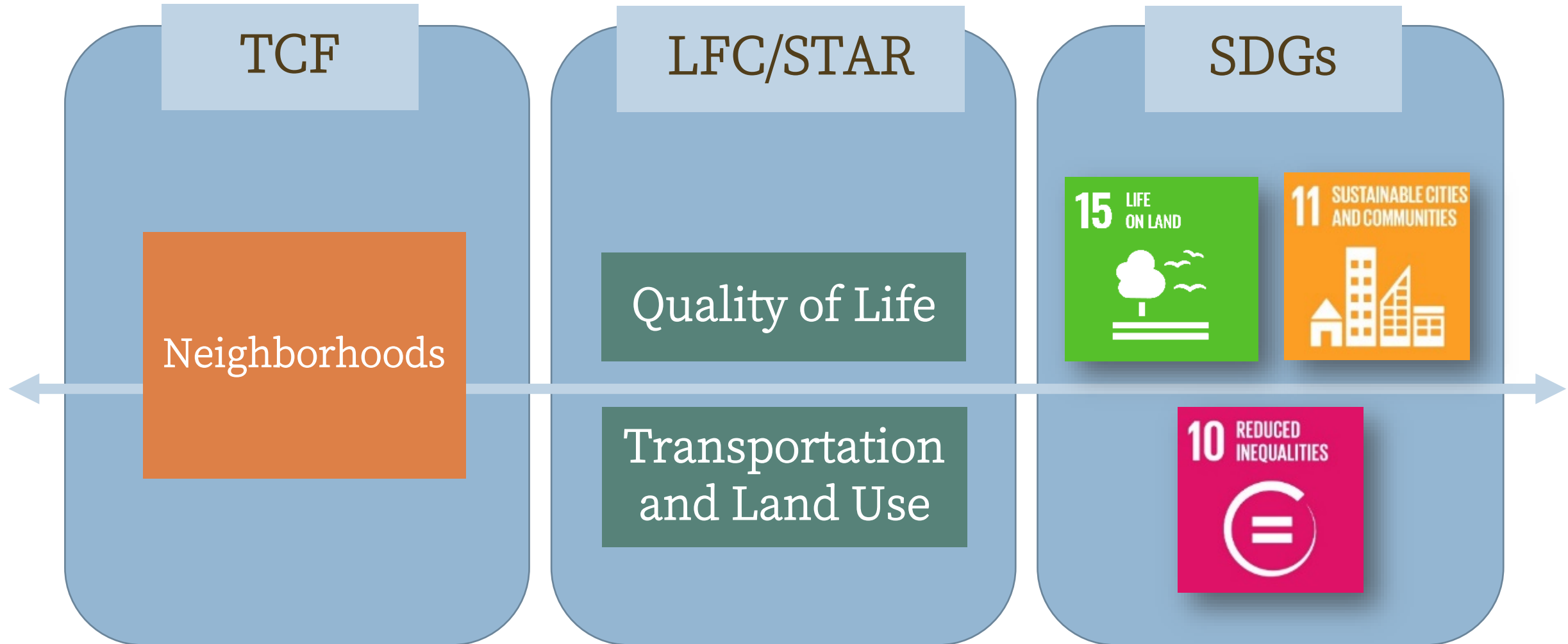
LFC/STAR

- **Equitable Workforce Mobility:** Demonstrate that educational attainment differences are not greater than 5 percentage points for gender and sociocultural groups from overall.
- **Equitable Employment:** Demonstrate that unemployment rate differences are not greater than 5 percentage points for gender and sociocultural groups from overall.

SDGs

- 4.5 Gender Equality and Inclusion: By 2030, **eliminate gender disparities** in education and ensure **equal access to all levels of education and vocational training for the vulnerable**, including persons with disabilities, indigenous peoples and children in vulnerable situations
- 8.5 By 2030, **achieve full and productive employment and decent work for all** women and men, including for young people and persons with disabilities, and equal pay for work of equal value

Shared language for data, dialogue and decision



... at the indicator level

LFC

- Demonstrate both high-tech and high-touch ongoing engagement techniques that **empower** the public in shaping the **future** of the community.
- Minimum of 40-69% of population residing in CCC's (areas that are within 0.5 miles of point with mixed uses, **public transit and density**).

SDGs

- 16.7 Ensure responsive, inclusive, **participatory and representative decision-making** at all levels
- 11.2 By 2030, provide access to safe, affordable, accessible and sustainable transport systems for all, improving road safety, notably by **expanding public transport**, with special **attention to the needs** of those in **vulnerable situations**, women, children, persons with disabilities and older persons

TCF Environment Program Area Strategies

Climate and Clean Energy

Target : Clean energy is equitable, affordable and creates jobs

- **Measure:** Support City/cities adopt benchmarks for equitable clean energy transition.
- **Measure:** TCF leverage capital with public/private \$ to support ex: community solar

Grantees: *Cleveland's Deep Decarbonization Pathways Project (DDPP) Initiative in 2022 with UN SDSN USA, NOACA's Climate Action Plan*

Climate and Environmental Justice

Target: Invest in coalitions to build power, diversify the climate/clean energy movement

Target: Strengthen collaborations to advance policies grounded in environmental justice

- **Measure:** BIPOC leadership represented and shapes the environmental movement and policy priorities
- **Measure:** Environmental health disparities reduction in the long term


Grantees: *United States Energy Foundation, Black Environmental Leaders (BEL), Case Western Reserve University*

in alignment with the city

Integrated approach – Orlando and LA

3

GOOD HEALTH
AND WELL-BEING



Ensure healthy lives and promote well-being for all at all ages

As part of the City of Los Angeles' commitment to adopt and implement the SDGs, the City has, where applicable, localized the national targets to align to city government plans and policies. More information on the localization process is available at this [link](#).

[Home](#) / [Goal 3](#)

Targets	Indicators
<div>3.1</div> <div>By 2030, reduce the global maternal mortality ratio to less than 70 per 100,000 live births for every race and ethnic group</div>	<div>3.1.1 Reported online</div> <div>Maternal mortality ratio</div> <div>3.1.2 Reported online</div> <div>Proportion of births attended by skilled health personnel</div> <div>3.2.1 Reported online</div> <div>Under-five mortality rate</div> <div>3.2.2 Reported online</div> <div>Neonatal mortality rate</div>
<div>3.2</div> <div>By 2030, end preventable deaths of newborns and children under 5 years of age, aiming to reduce neonatal mortality to at least as low as 3 per 1,000 live births and under-5 mortality to at least as low as 4 per 1,000 live births</div>	

- *How do we move the needle forward on complex social issues?*
- *Is there a more integrated approach the community can take?*
- *What models and best practices already exist?*

THANK YOU



Deepa Vedavyas

**Program Manager for Neighborhoods and Environment,
Cleveland Foundation**

**UN SDSN USA's Co-Chair for Diversity Equity and Justice
for Sustainable Development (DEJ4SD)**

Email: dvedavyas@clevefdn.org

